
















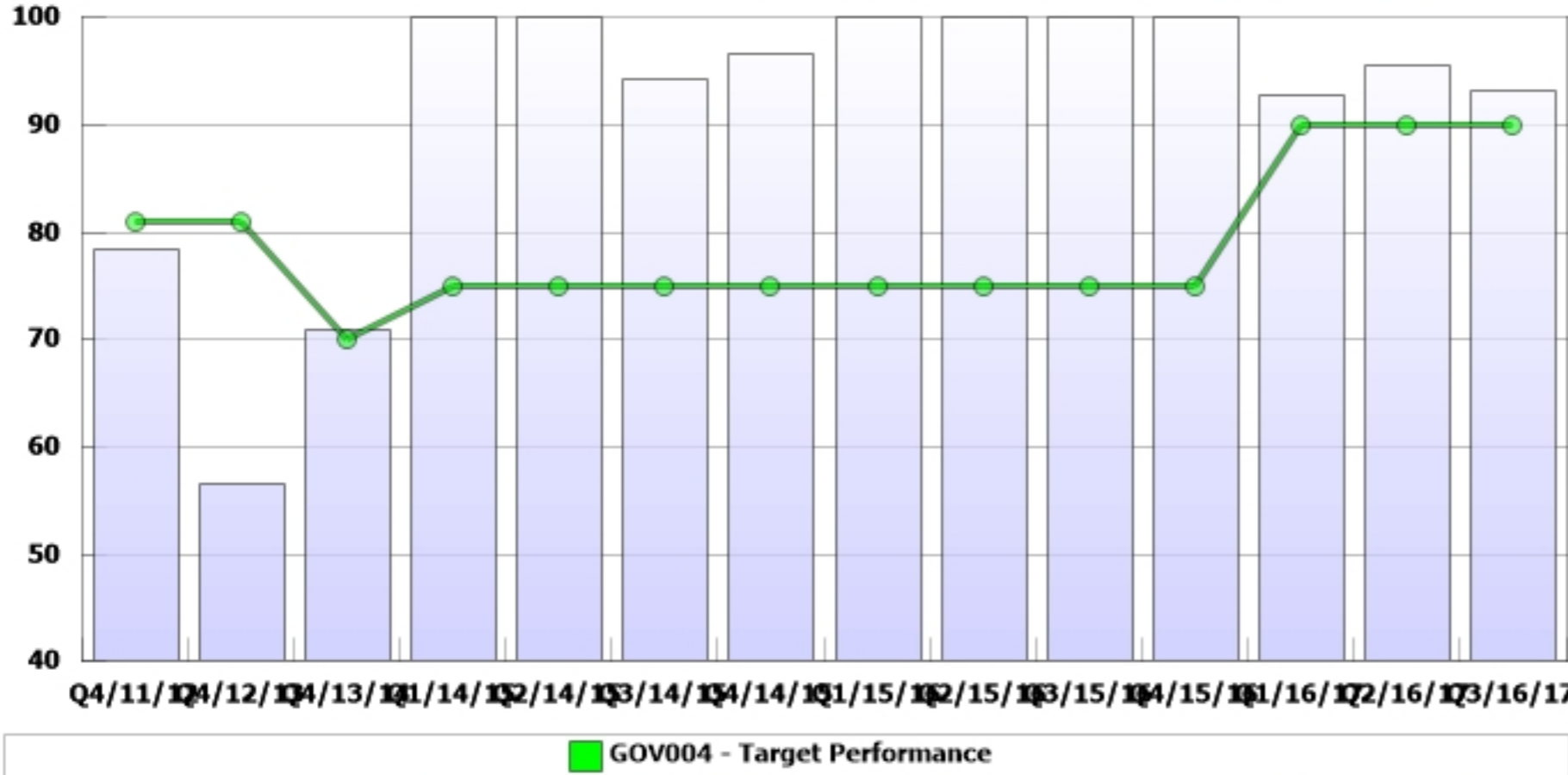
| Quarterly Indicators | | Quarter 1 | | Quarter 2 | | Quarter 3 | | Quarter 4 | | Is year-end target likely to be achieved? | | |
|----------------------|--------------------------|-----------|--------|---|--------|-----------|---|-----------|--------|---|--------|-----------|
| | | Tgt | Actual | Tgt | Actual | Tgt | Actual | Tgt | Actual | | | |
| Governance | | | | | | | | | | | | |
| GOV004 | (Major planning) (%) | 90.00% | 92.86% |  | 90.00% | 95.65% |  | 90.00% | 93.33% |  | 90.00% | Yes |
| GOV005 | (Minor planning) (%) | 90.00% | 88.68% |  | 90.00% | 90.71% |  | 90.00% | 92.11% |  | 90.00% | Yes |
| GOV006 | (Other planning) (%) | 94.00% | 94.69% |  | 94.00% | 95.85% |  | 94.00% | 95.43% |  | 94.00% | Yes |
| GOV007 | (Appeals - officers) (%) | 20.0% | 21.4% |  | 20.0% | 25.0% |  | 20.0% | 27.1% |  | 20.0% | Uncertain |
| GOV008 | (Appeals - members) (%) | 50.0% | 57.1% |  | 50.0% | 62.5% |  | 50.0% | 70.0% |  | 50.0% | No |

GOV004 What percentage of major planning applications were processed within 13 weeks or extension of time date?

Additional Information: This indicator ensures that local planning authorities determine major planning applications in a timely manner (within thirteen weeks).

For enquiries regarding this indicator contact the Performance Improvement Unit by email on performance@eppingforestdc.gov.uk or by telephone on 01992 564042.

Current and previous quarters performance



| Quarter | Target | Actual |
|----------|--------|---------|
| Q3/16/17 | 90.00% | 93.33% |
| Q2/16/17 | 90.00% | 95.65% |
| Q1/16/17 | 90.00% | 92.86% |
| Q4/15/16 | 75.00% | 100.00% |
| Q3/15/16 | 75.00% | 100.00% |



Annual Target: 2016/17 - 90.00%
 2015/16 - 75.00%

Indicator of good performance:
 A higher percentage is good

↑ is the direction of improvement

Is it likely that the target will be met at the end of the year?

Yes



Comment on current performance (including context):

(Q3 – 2016-17) Major type applications represent only a small number of the overall number of planning applications received, but they are more complex and generally are reported to planning committees, so deadlines for decisions are tight. Because of this, the performance can be volatile, but with 28 out of 30 decided in time, the target has been achieved.

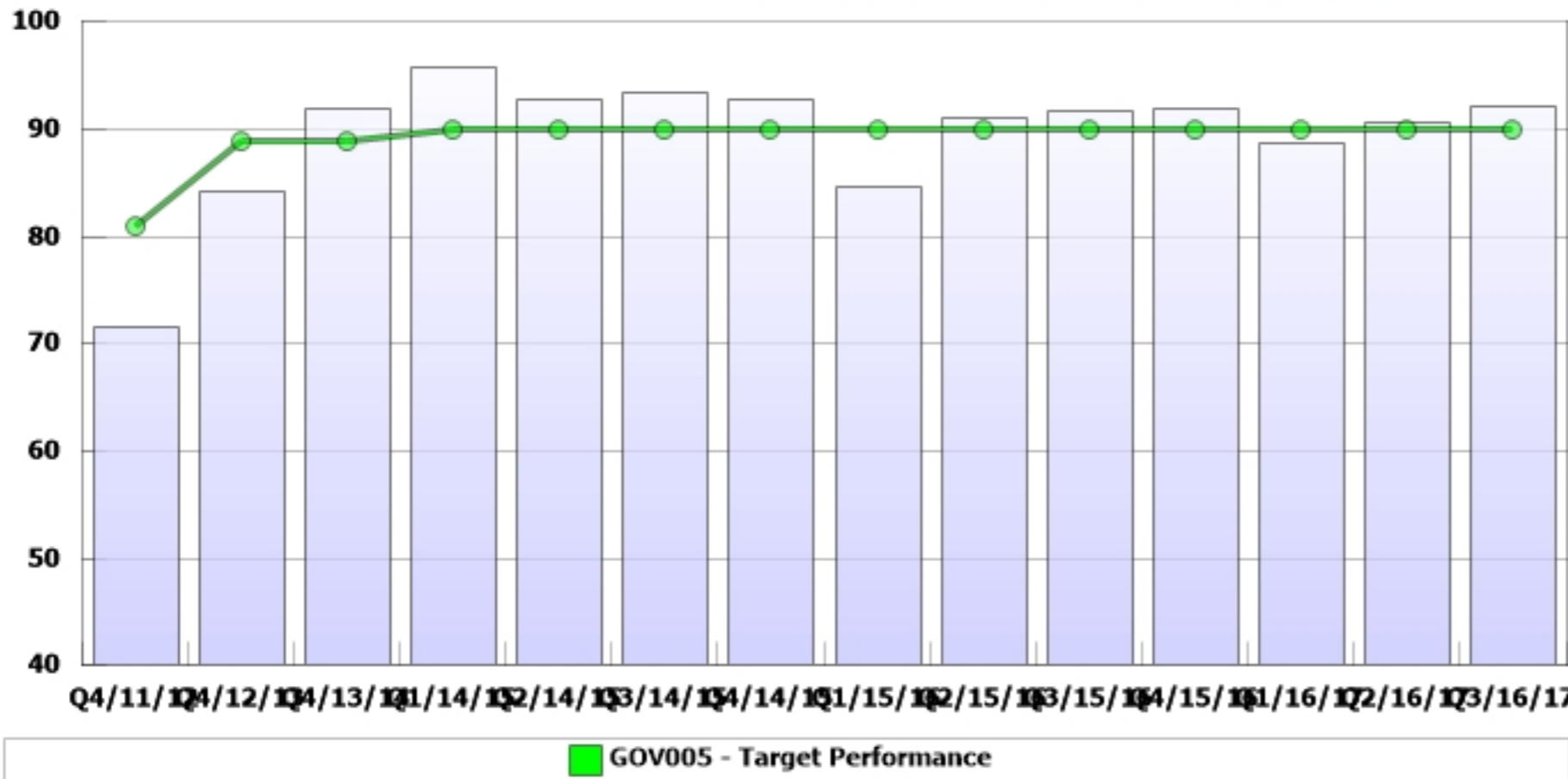
Corrective action proposed (if required):

GOV005 What percentage of minor planning applications were processed within 8 weeks or extension of time date?

Additional Information: This indicator ensures that local planning authorities determine 'minor' planning applications in a timely manner (within eight weeks).

For enquiries regarding this indicator contact the Performance Improvement Unit by email on performance@eppingforestdc.gov.uk or by telephone on 01992 564042.

Current and previous quarters performance



| Quarter | Target | Actual | Status |
|----------|--------|--------|--------|
| Q3/16/17 | 90.00% | 92.11% | ✓ |
| Q2/16/17 | 90.00% | 90.71% | ✓ |
| Q1/16/17 | 90.00% | 88.68% | ✗ |
| Q4/15/16 | 90.00% | 92.05% | ✓ |
| Q3/15/16 | 90.00% | 91.67% | ✓ |

Annual 2016/17 - 90.00% (delegated)
 Target: 2015/16 - 90.00% (delegated)
 Indicator of good performance:
 A higher percentage is good
 ↑ is the direction of improvement

Is it likely that the target will be met at the end of the year?
 Yes



Comment on current performance (including context):

(Q3) This covers planning applications that include 1 to 9 dwellings/ pitches per application as well as offices, light industry, general industry, storage, warehousing or retail floorspace under 10,000sq m or 1 hectare and other minor developments. 315 out of 342 applications were made in time.

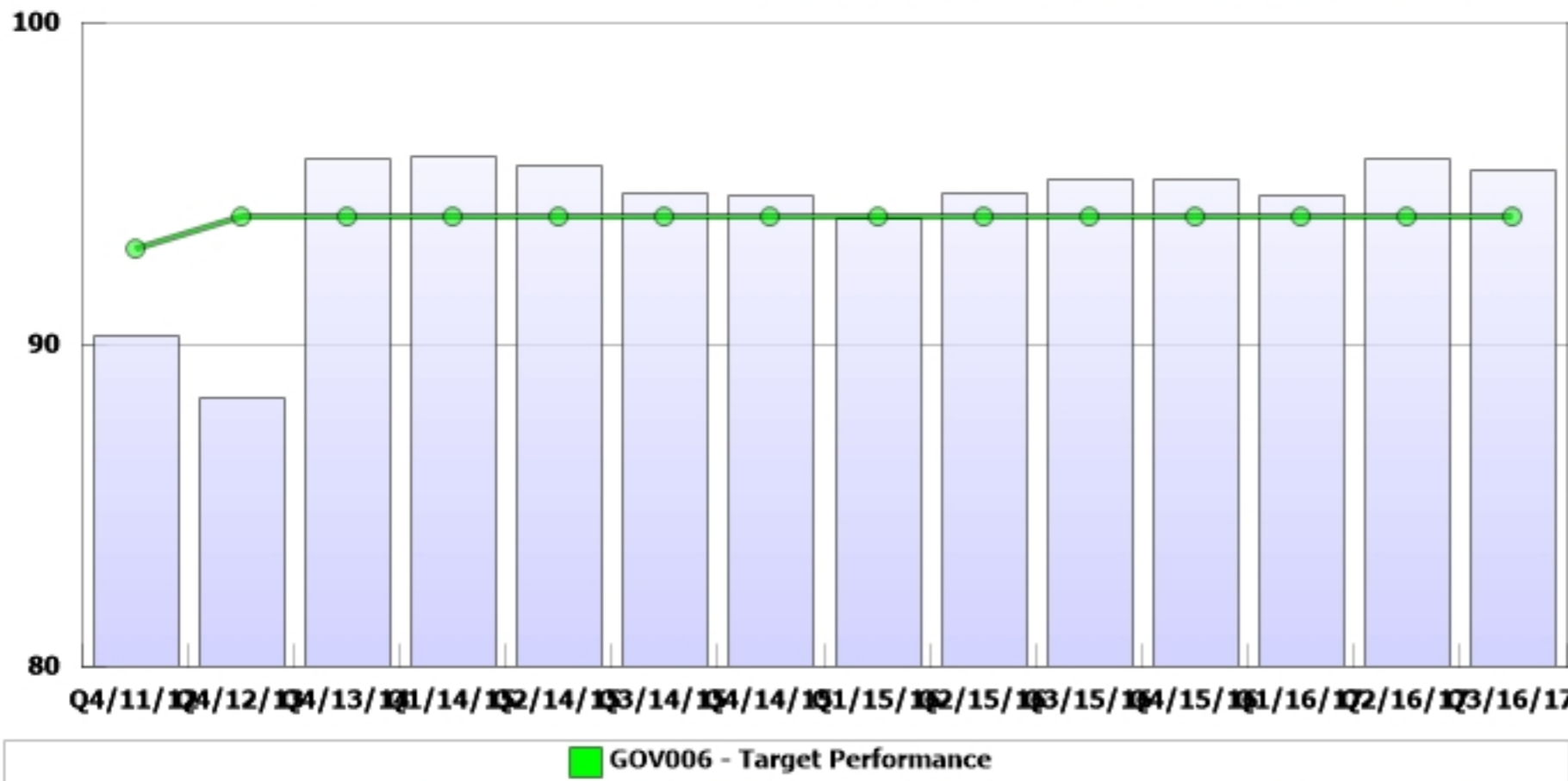
Corrective action proposed (if required):

GOV006 What percentage of other planning applications were processed within 8 weeks or extension of time date?

Additional Information: This indicator ensures that local planning authorities determine 'other' planning applications in a timely manner (within eight weeks).

For enquiries regarding this indicator contact the Performance Improvement Unit by email on performance@eppingforestdc.gov.uk or by telephone on 01992 564042.

Current and previous quarters performance



| Quarter | Target | Actual | Performance Status |
|----------|--------|--------|--------------------|
| Q3/16/17 | 94.00% | 95.43% | ✓ |
| Q2/16/17 | 94.00% | 95.85% | ✓ |
| Q1/16/17 | 94.00% | 94.69% | ✓ |
| Q4/15/16 | 94.00% | 95.17% | ✓ |
| Q3/15/16 | 94.00% | 95.20% | ✓ |

Annual 2016/17 - 94.00% (delegated)
 Target: 2015/16 - 94.00% (delegated)
 Indicator of good performance:
 A higher percentage is good
 ↑ is the direction of improvement

Is it likely that the target will be met at the end of the year?
 Yes

Comment on current performance (including context):

(Quarter 3) GOV006 represents the highest number out of all planning application types decided, which includes household extensions. 940 out of 985 applications were decided in time in this category and meets the target.

Corrective action proposed (if required):

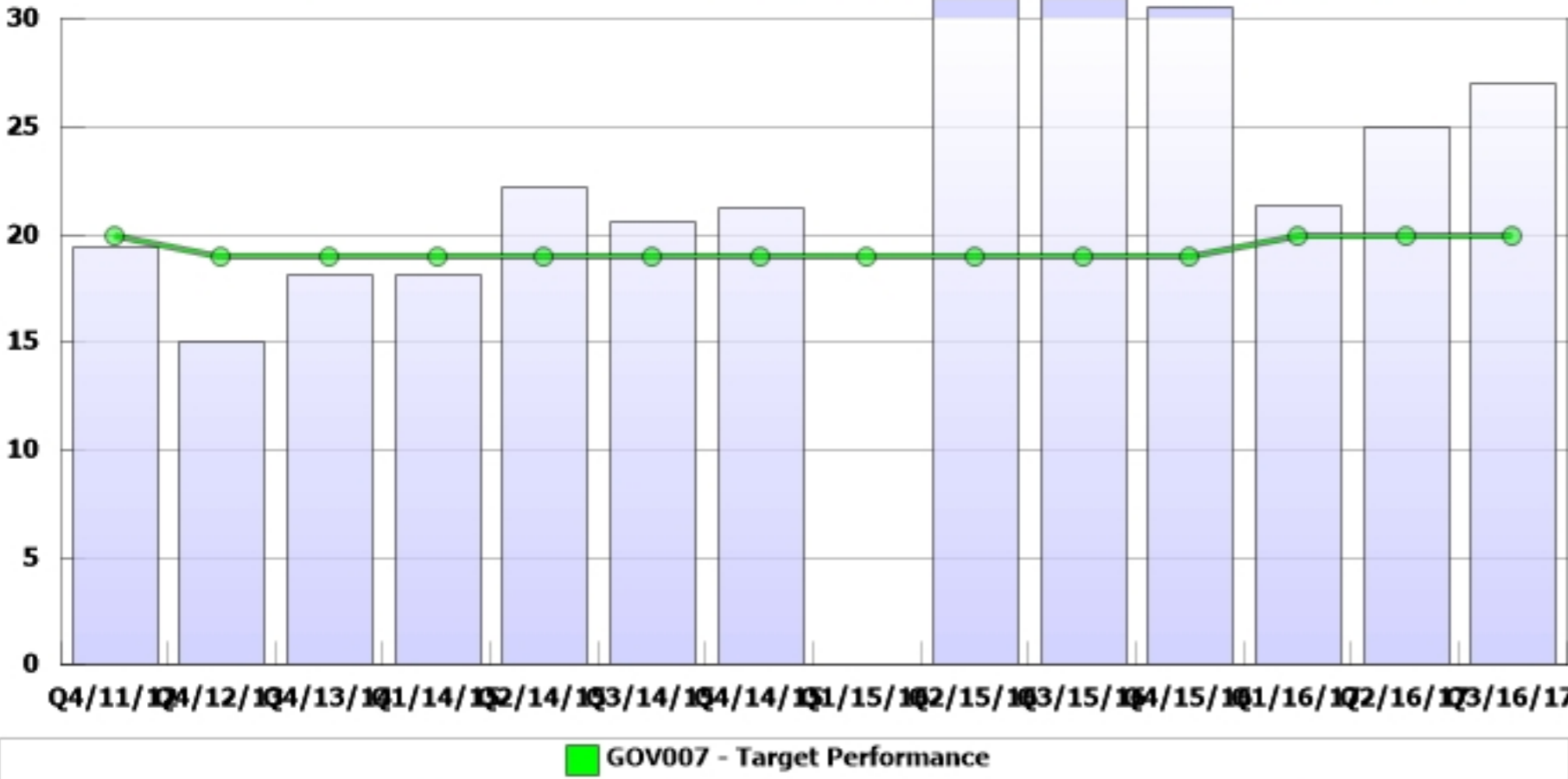
(Q2 2016/17) -

GOV007 What percentage of planning applications recommended by planning officers for refusal were overturned and granted permission following an appeal?

Additional Information: This indicator is expressed as a percentage of the no. of appeals determined and seeks to assess the levels of applications that may be refused in order to meet development control performance targets. It measures the performance of only Officer Recommendations for refusal of planning permission

For enquiries regarding this indicator contact the Performance Improvement Unit by email on performance@eppingforestdc.gov.uk or by telephone on 01992 564042.

Current and previous quarters performance



| Quarter | Target | Actual | Status |
|----------|--------|--------|--------|
| Q3/16/17 | 20.0% | 27.1% | ✗ |
| Q2/16/17 | 20.0% | 25.0% | ✗ |
| Q1/16/17 | 20.0% | 21.4% | ✗ |
| Q4/15/16 | 19.0% | 30.6% | ✗ |
| Q3/15/16 | 19.0% | 33.3% | ✗ |

Annual Target: 2016/17 - 20.0%
Annual Target: 2015/16 - 19.0%
Indicator of good performance: A lower percentage is good
 ↓ is the direction of improvement

▲
 Is it likely that the target will be met at the end of the year?
 □ Uncertain
 ▼

Comment on current performance (including context):

(Q3) Of the 59 appeal decisions up to Q3 resulting from officer recommendations to refuse planning permission, 16 were allowed on appeal.

Corrective action proposed (if required):

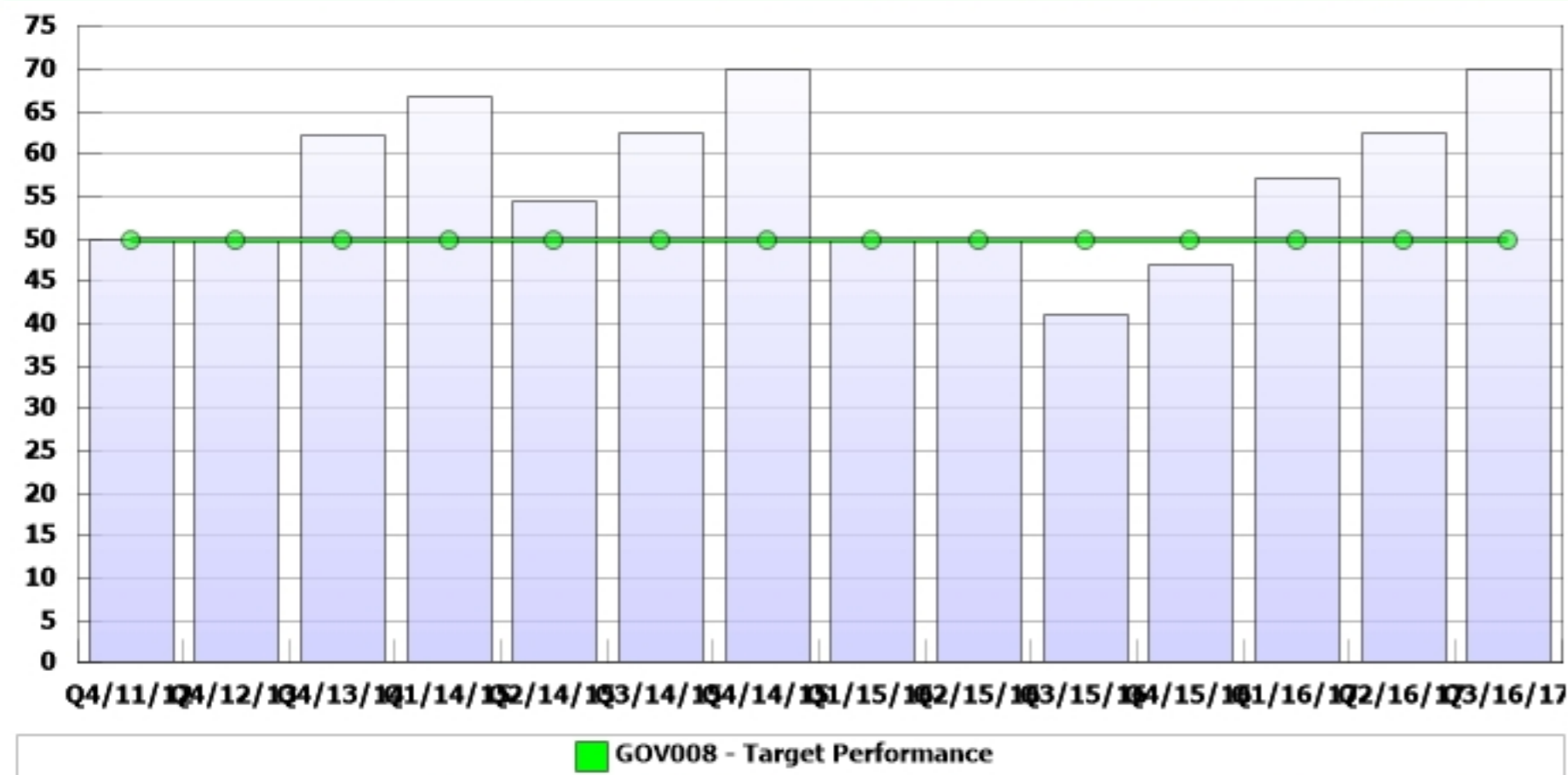
(Q3) - At officer team meeting, we will continue to look at each case for future improvements to be made, in particular to see if there are patterns emerging.

GOV008 What percentage of planning applications refused by Council Members against the planning officer's recommendations were granted permission to appeal?

Additional Information: This indicator is expressed as a percentage of the no. of appeals determined and seeks to assess the levels of applications that may be refused in order to meet development control performance targets. It measures the performance of only Officer Recommendations for grant of planning permission, overturned by Members.

For enquiries regarding this indicator contact the Performance Improvement Unit by email on performance@eppingforestdc.gov.uk or by telephone on 01992 564042.

Current and previous quarters performance



| Quarter | Target | Actual |
|----------|--------|--------|
| Q3/16/17 | 50.0% | 70.0% |
| Q2/16/17 | 50.0% | 62.5% |
| Q1/16/17 | 50.0% | 57.1% |
| Q4/15/16 | 50.0% | 46.9% |
| Q3/15/16 | 50.0% | 41.2% |

Is it likely that the target will be met at the end of the year?
 No

Annual 2016/17 - 50.0%
 Target: 2015/16 - 50.0%
 Indicator of good performance:
 A lower percentage is good

↓ is the direction of improvement

Comment on current performance (including context):

(Q3) Members decisions to refuse planning permission by reversing officer recommendations on planning applications were supported on appeal in 6 out of 20 cases, but 70% (14 applications) were allowed and therefore well outside of the target.

Corrective action proposed (if required):

(Q3) - 6 month review of planning appeal decisions are reported to Members and they are reminded of the need to take account of all planning considerations.